

Richard Harding

Heraclitus' River

Heraclitus' River


Richard Harding
2018

1. Periodic


Each player is to follow the score at their own rate, keeping an approximate coordination with the ensemble.

Begin by playing selections from the first group of seven melodic cells, with rhythms of your own choosing.


As this process continues, begin to combine these cells into longer melodic lines.



Whilst continuing in the same manner, begin to include selections from this second group of seven melodic cells.



Begin to include cells from this third group, alongside those from the above, into lines of increasing complexity.



(Atacca 2)

2. Strange

3

Gradually develop your melodic lines into a free improvisation, based upon the following scale.



This improvisation grows in intensity, moving away from the given scale into increasing chromaticism.

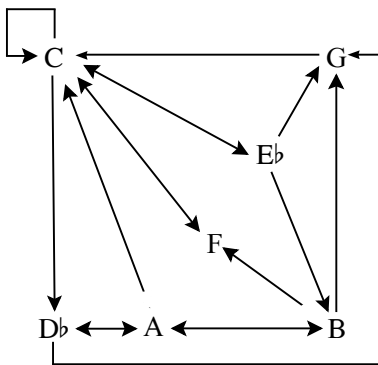
After some time, begin to relax your playing, gradually returning to the above scale.

Atacca 3.

3. Point

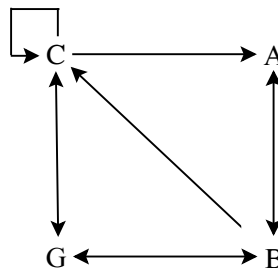
Play long, sustained tones chosen from the matrices below, beginning with the first, seven pitch, matrix.

Beginning on any of the seven available pitches, choose subsequent notes by following the arrows.



Shift from the seven...

...to the four pitch matrix.



Finally...

...the river returns to the...

